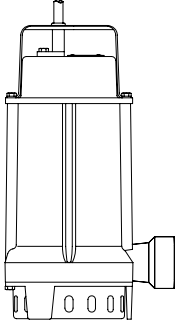
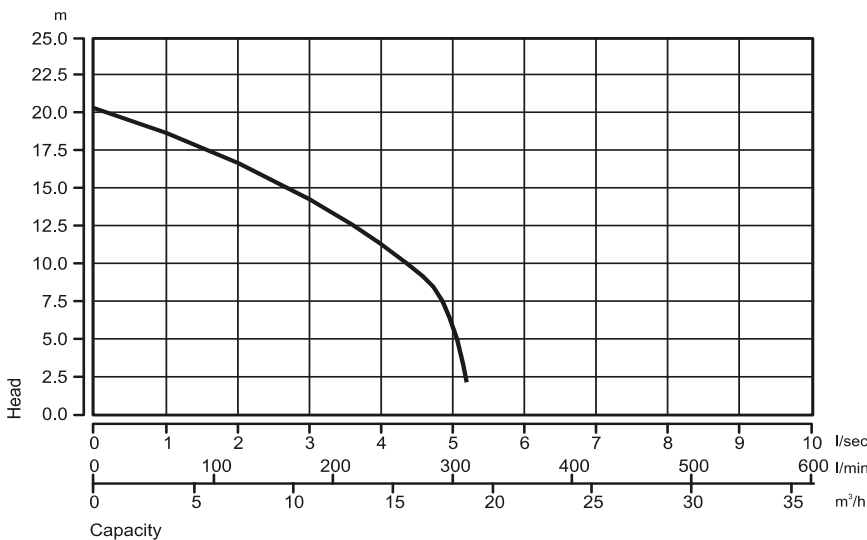



<h1>APS 100/2/G40H A0CT-E</h1>	Hydraulic model: "A"	
 <p style="text-align: center;">% = Hydraulic Performance - P2 = Power Delivered</p>		ACTUAL OUTLINE Hydraulic type: ACS high head impeller* Power/poles: 0,9 kW - 2 Poles Outlet type: 1 ½" horizontal gas threaded opening Explosion-proof: Pump in NOT ex-proof version Free passage of solid bodies: Strainer holes (10x20 mm)

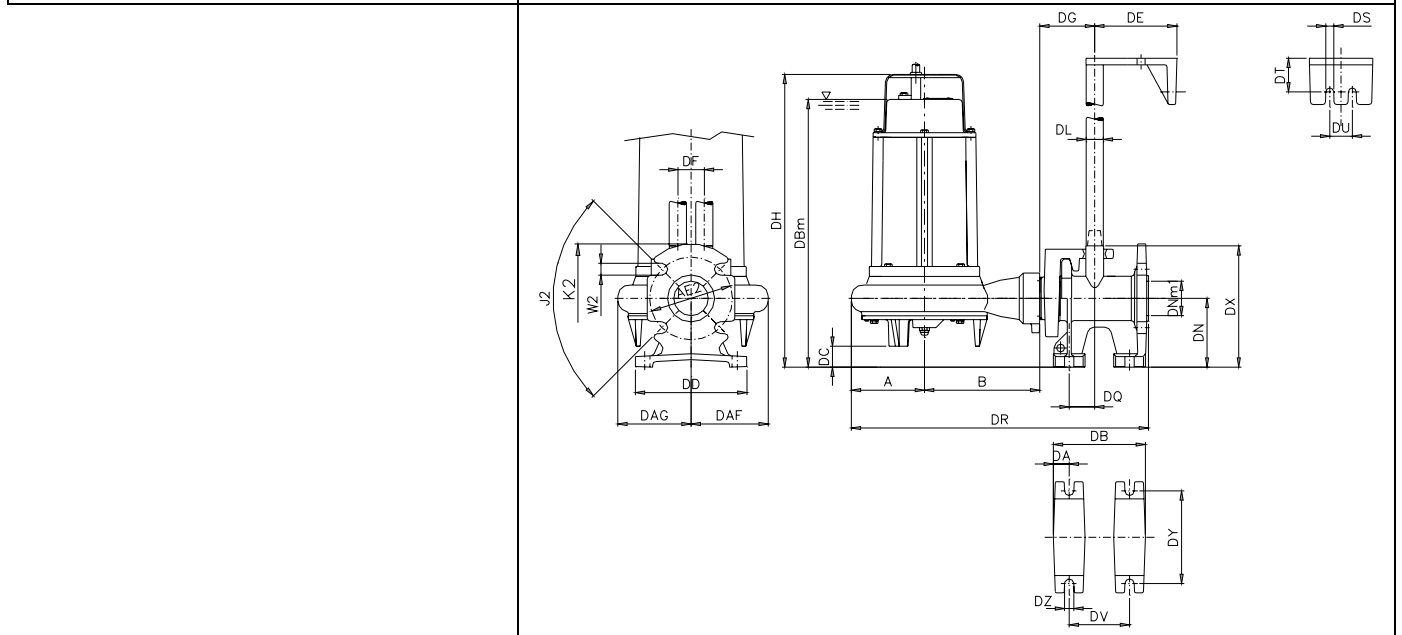
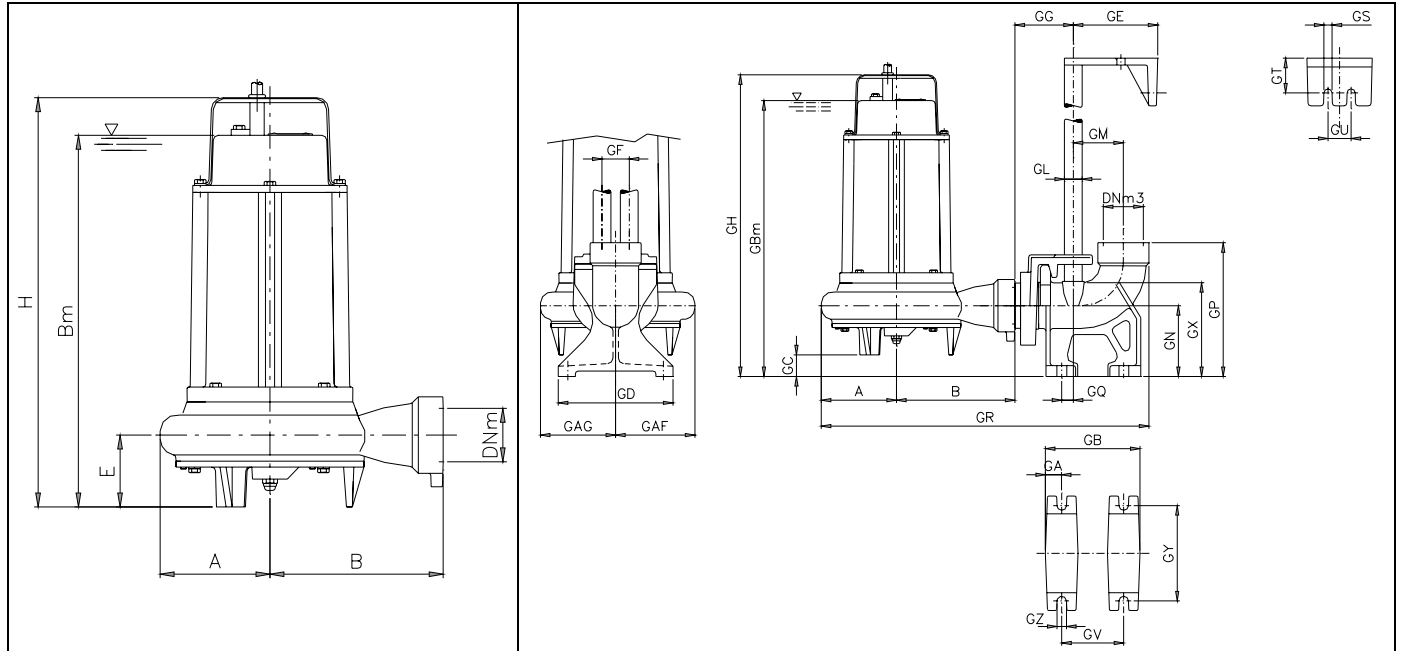
ELECTRO-MECHANICAL UNIT	Rated delivered power:	0,9 kW	Motor poles/revolutions:	2900 1/min - 2Poles
	Rated absorbed power:	1,28 kW	Motor phases:	T - Three-phase
	Rated absorbed current:	2,05 A	Service:	S1 submersible or w/sleeve
	Starting current:	Not available	Motor protection:	IP 68
	Starting torque:	Not available	Insulation class (ICL):	F
	Rated Cos Ø:	0,9	Max. Starts per hour:	20
	Rated motor performance:	70%	Standard cable type:	10 mt-H07RN-F 4G1
	Detailed description of series:	Submersible pumps consisting of a EN-GJL-250 cast iron electromechanical unit intended for submersible operation, with 1 mechanical seal and 1 lip seal installed in the conventional manner. Cast hydraulic body with motor casing. Explosion-proof version not available.*		
	Standard mechanical seals	1 mechanical graphite alumina (NBR) seal and 1 lip seal		
	Lifting:	With handle on motor cover		
	Ball bearings:	Upper and lower permanently lubricated ball bearings		
	Winding type:	Induction motor with dry winding and automatic overload protection		
Impregnation type:	Doubly impregnated humidity-resistant winding			
Direction of rotation:	Clockwise seen from top of electric pump			
Data provided above refers to hydraulic tests carried out at: 400 Volt 50 Hz				

MATERIALS	Mechanical unit:	EN-GJL-250 cast iron	Hyd. Unit, impeller:	EN-GJL-250 cast iron
	Shaft:	X30Cr13 (AISI420) steel	Bolts and Screws:	INOX A2 steel
	Seals (O-Ring):	NBR-SBR rubber	Grinder cutter:	Not applicable
	**Cooling jacket:	Not applicable	Painting:	Ecological epoxy vinyl
** Cooling jacket supplied upon request in series specified				

LIMITS ON USE REFERENCE STANDARDS	Max. operating temp.:	40 °C	Max. sub. depth:	20 m
	Liquid PH:	6 to 10	Liquid density:	1 kg/dm ³
	Viscosity of liquid:	1 mm ² /s	Max. acoustic press.:	< 70 dB dB
	Reference standards:			
	<ul style="list-style-type: none"> • EN 292-1; EN 292-2; CEI EN 60529; ISO 9906; CEI EN 60034-1. • CEI EN 60204; UNI ISO 6009; UNI EN 1561-1563; UNI EN 10098. • Low voltage directive 73/23/CEE. • Procedures specified by Zenit S.p.a. Quality System, UNI EN ISO 9001 (ISO 9001) certified, DNV n. SQ 0660-IT certified. • Machines directive 89/392/CEE and successive amendments thereto (directives 91/368/CEE, 93/68/CEE), electromagnetic compatibility directive 89/336/CEE 			

SYMBOLS	 Product complying with European standards in force	Company Quality System complying with UNI ISO norm
----------------	--	--

VARIANTS AVAILABLE	Electrical accessories	
	<i>NAE</i>	No electrical accessories installed
	<i>T</i>	Thermistor
	<i>TRG</i>	Thermistor, relay and float
	<i>TR</i>	Thermistor and relay
	Set of mechanical seals	
	<i>ALM</i>	1 mechanical graphite alumina (NBR) seal and 1 lip seal
	<i>SICM</i>	1 mechanical silicon carbide (Viton) seal and 1 lip seal
	Cooling system / mechanical seal flushing versions*	
	<i>N</i>	No sleeve and/or seal flushing



• These drawings do not represent actual product appearance. Refer to the outline on the previous page.

A	AE2	B	Bm	DA	DAF	DAG	DB	DBm	DC	DD	DE	DF	DG	DH	DL	DN	DNm
80	125	130	322	25	85	78	140	357	35	168	124	40	140	395	3/4	104	1 1/2
DNm1	DNm3	DQ	DR	DS	DT	DU	DV	DX	DY	DZ	E	GA	GAF	GAG	GB	GBm	GC
2	2	38	423	12	51	34	91	183	140	14	69	25	85	78	140	357	35
GD	GE	GF	GG	GH	GL	GM	GN	GP	GQ	GR	GS	GT	GU	GV	GX	GY	GZ
168	124	40	140	395	3/4	74	104	197	17	454	12	51	34	91	140	140	13
H	J2	K2	W2														
360	90	165	18														

Dimensions 'mm' except than: DL-inches DNm-inches DNm1-inches DNm3-inches GL-inches J2-degrees	Mass: 20 Kg	Possible installations:	11-12-14-16
--	--------------------	--------------------------------	-------------

*For more information see the descriptive sections

