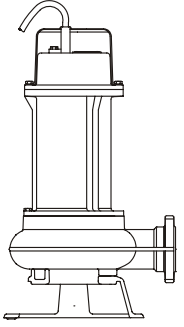
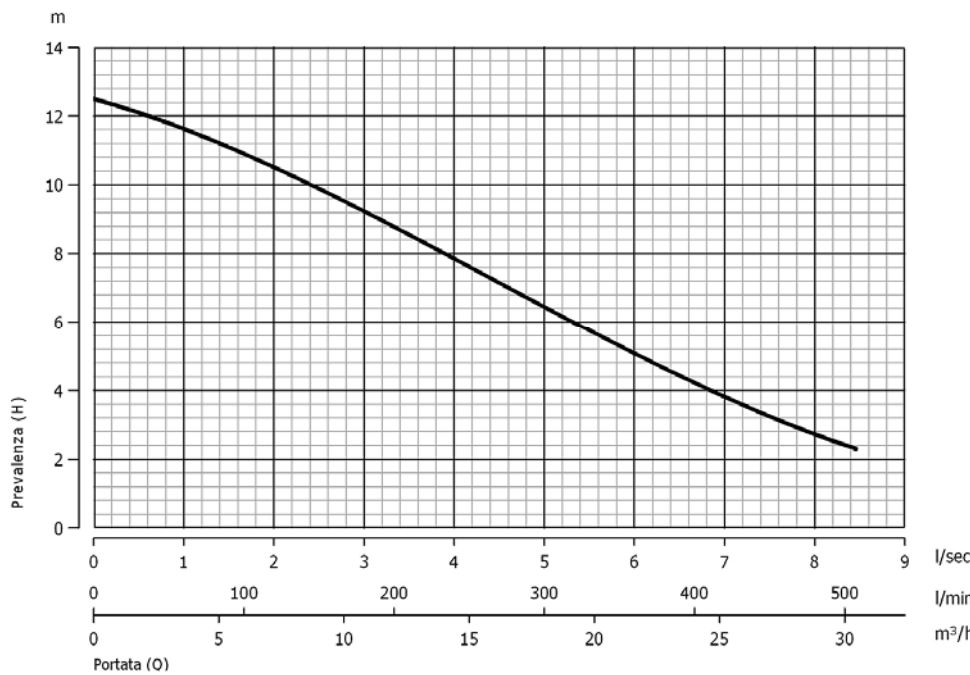



<h1>DGE 100/2/G50V A0CT-E</h1>	Hydraulic model: "A"	
	ACTUAL OUTLINE	Hydraulic type: Vortex set-back impeller Power/poles: 0,88 kW - 2 poles Outlet type: 2" horizontal Explosion-proof: Pump in NOT ex-proof version Free passage of solid bodies: Max 38 mm

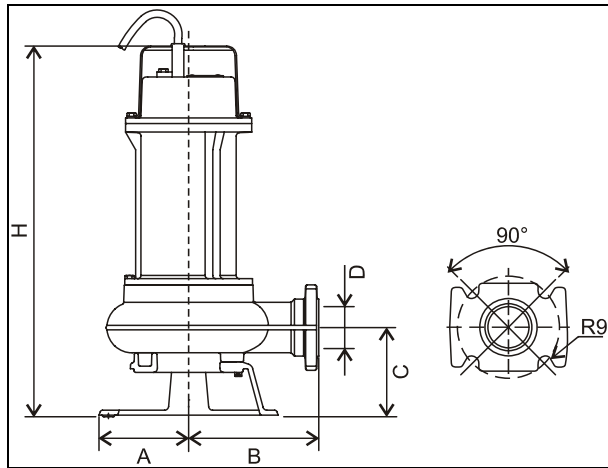
ELECTRO-MECHANICAL UNIT	Rated delivered power:	0,88 kW	Motor poles/revolutions:	2900 1/min – 2 poles	
	Rated absorbed power:	1,25 kW	Motor phases:	T - Three-phase	
	Rated absorbed current:	2 A	Service:	S1 submersible or w/sleeve	
	Starting current:	Not available	Motor protection:	IP 68	
	Starting torque:	Not available	Insulation class (ICL):	F	
	Rated Cos Ø:	0,9	Max. Starts per hour:	20	
	Rated motor performance:	70%	Standard cable type:	10 mt-H07RN-F 4G1	
	Detailed description of series:	Submersible pumps consisting of a EN-GJL-250 cast iron electromechanical unit intended for submersible operation with 1 mechanical seal and 1 lip seal conventionally installed. Explosion-proof version not available.			
	Standard mechanical seals	1 mechanical graphite alumina (NBR) seal and 1 lip seal			
	Lifting:	With handle on motor cover			
Ball bearings:	Upper and lower permanently lubricated ball bearings				
Winding type:	Induction motor with dry winding				
Impregnation type:	Doubly impregnated humidity-resistant winding				
Direction of rotation:	Clockwise seen from top of electric pump				
Data provided above refers to hydraulic tests carried out at: 400 Volt 50 Hz					

MATERIALS	Mechanical unit:	EN-GJL-250 cast iron	Hyd. Unit, impeller:	EN-GJL-250 cast iron
	Shaft:	X30Cr13 (AISI420) steel	Bolts and Screws:	INOX A2 steel
	Seals (O-Ring):	NBR-SBR rubber	Grinder cutter:	Not applicable
	**Cooling jacket:	Not applicable	Painting:	Ecological epoxy vinyl
** Cooling jacket supplied upon request in series specified				

LIMITS ON USE REFERENCE STANDARDS	Max. operating temp.:	40 °C	Max. sub. depth:	20 m
	Liquid PH:	6 to 10	Liquid density:	1 kg/dm ³
	Viscosity of liquid:	1 mm ² /s	Max. acoustic press.:	< 70 dB dB
	Reference standards:			
<ul style="list-style-type: none"> • EN 292-1; EN 292-2; CEI EN 60529; ISO 9906; CEI EN 60034-1. • CEI EN 60204; UNI ISO 6009; UNI EN 1561-1563; UNI EN 10098. • Low voltage directive 73/23/CEE. • Procedures specified by Zenit Quality System, UNI EN ISO 9001 (ISO 9001) certified, DNV n. SQ 0660-IT certified. • Machines directive 89/392/CEE and successive amendments thereto (directives 91/368/CEE, 93/68/CEE), electromagnetic compatibility directive 89/336/CEE 				

SYMBOLS		Product complying with European standards in force Company Quality System complying with UNI ISO norm
----------------	---	--

VARIANTS AVAILABLE	Electrical accessories	
	<i>NAE</i>	No electrical accessories installed
	<i>T</i>	Thermistor
	<i>TRG</i>	Thermistor, relay and float
	<i>TR</i>	Thermistor and relay
	Set of mechanical seals	
	<i>ALM</i>	1 mechanical graphite alumina (NBR) seal and 1 lip seal
	<i>SICM</i>	1 mechanical silicon carbide (Viton) seal and 1 lip seal
	Cooling system / mechanical seal flushing versions	
	<i>N</i>	No sleeve and/or seal flushing



A mm	B mm	C mm	D inch	H mm
110	160	110	2	455

Mass:	19 Kg
--------------	-------

