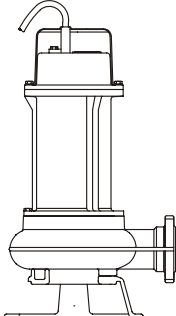
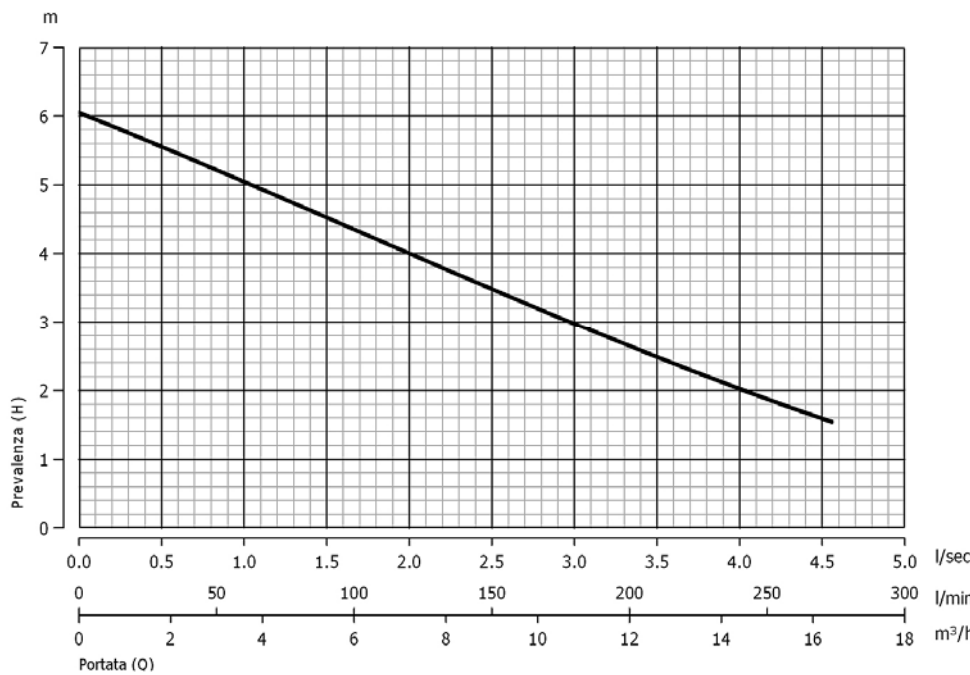



<h1>DGE 50/2/G50H A1BM</h1>	Hydraulic model: <b>"A"</b>	
	<b>ACTUAL OUTLINE</b>	<b>Hydraulic type:</b> Vortex set-back impeller  <b>Power/poles:</b> 0,37 kW - 2 poles  <b>Outlet type:</b> 2" horizontal  <b>Explosion-proof:</b> Pump in NOT ex-proof version  <b>Free passage of solid bodies:</b> Max 35 mm

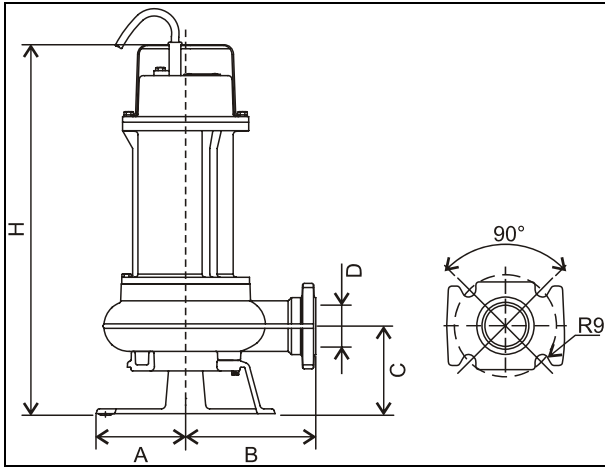
<b>ELECTRO-MECHANICAL UNIT</b>	Rated delivered power:	0,37 kW	Motor poles/revolutions:	2900 1/min – 2 poles	
	Rated absorbed power:	0,63 kW	Motor phases:	M - Single-phase	
	Rated absorbed current:	2,8 A	Service:	S1 submersible or w/sleeve	
	Starting current:	Not available	Motor protection:	IP 68	
	Starting torque:	Not available	Insulation class (ICL):	F	
	Rated Cos Ø:	0,96	Max. Starts per hour:	20	
	Rated motor performance:	59%	Standard cable type:	5 mt-H07RN-F 3G1	
	Detailed description of series:	Submersible pumps consisting of a EN-GJL-250 cast iron electromechanical unit intended for submersible operation with 1 mechanical seal and 1 lip seal conventionally installed. Explosion-proof version not available.			
	Standard mechanical seals	1 mechanical graphite alumina (NBR) seal and 1 lip seal			
	Lifting:	With handle on motor cover			
Ball bearings:	Upper and lower permanently lubricated ball bearings				
Winding type:	Induction motor with dry winding and automatic overload protection				
Impregnation type:	Doubly impregnated humidity-resistant winding				
Direction of rotation:	Clockwise seen from top of electric pump				
Data provided above refers to hydraulic tests carried out at: 230 Volt 50 Hz					

<b>MATERIALS</b>	<b>Mechanical unit:</b>	EN-GJL-250 cast iron	<b>Hyd. Unit, impeller:</b>	EN-GJL-250 cast iron
	<b>Shaft:</b>	X30Cr13 (AISI420) steel	<b>Bolts and Screws:</b>	INOX A2 steel
	<b>Seals (O-Ring):</b>	NBR-SBR rubber	<b>Grinder cutter:</b>	Not applicable
	<b>**Cooling jacket:</b>	Not applicable	<b>Painting:</b>	Ecological epoxy vinyl
** Cooling jacket supplied upon request in series specified				

<b>LIMITS ON USE REFERENCE STANDARDS</b>	<b>Max. operating temp.:</b>	40 °C	<b>Max. sub. depth:</b>	20 m
	<b>Liquid PH:</b>	6 to 10	<b>Liquid density:</b>	1 kg/dm <sup>3</sup>
	<b>Viscosity of liquid:</b>	1 mm <sup>2</sup> /s	<b>Max. acoustic press.:</b>	< 70 dB dB
	<b>Reference standards:</b>			
<ul style="list-style-type: none"> <li>• EN 292-1; EN 292-2; CEI EN 60529; ISO 9906; CEI EN 60034-1.</li> <li>• CEI EN 60204; UNI ISO 6009; UNI EN 1561-1563; UNI EN 10098.</li> <li>• Low voltage directive 73/23/CEE.</li> <li>• Procedures specified by Zenit Quality System, UNI EN ISO 9001 (ISO 9001) certified, DNV n. SQ 0660-IT certified.</li> <li>• Machines directive 89/392/CEE and successive amendments thereto (directives 91/368/CEE, 93/68/CEE), electromagnetic compatibility directive 89/336/CEE</li> </ul>				

<b>SYMBOLS</b>		Product complying with European standards in force Company Quality System complying with UNI ISO norm
----------------	-------------------------------------------------------------------------------------	----------------------------------------------------------------------------------------------------------

<b>VARIANTS AVAILABLE</b>	<b>Electrical accessories</b>	
	<i>TC</i>	Thermistor and capacitor
	<i>TCG</i>	Thermistor, capacitor and float
	<b>Set of mechanical seals</b>	
	<i>ALM</i>	1 mechanical graphite alumina (NBR) seal and 1 lip seal
	<i>SICM</i>	1 mechanical silicon carbide (Viton) seal and 1 lip seal
	<b>Cooling system / mechanical seal flushing versions</b>	
<i>N</i>	No sleeve and/or seal flushing	



A mm	B mm	C mm	D inch	H mm
82	239	64	2	364

<b>Mass:</b>	12 Kg
--------------	-------