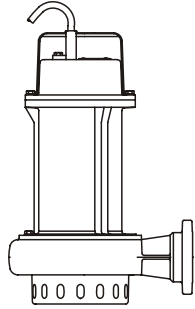
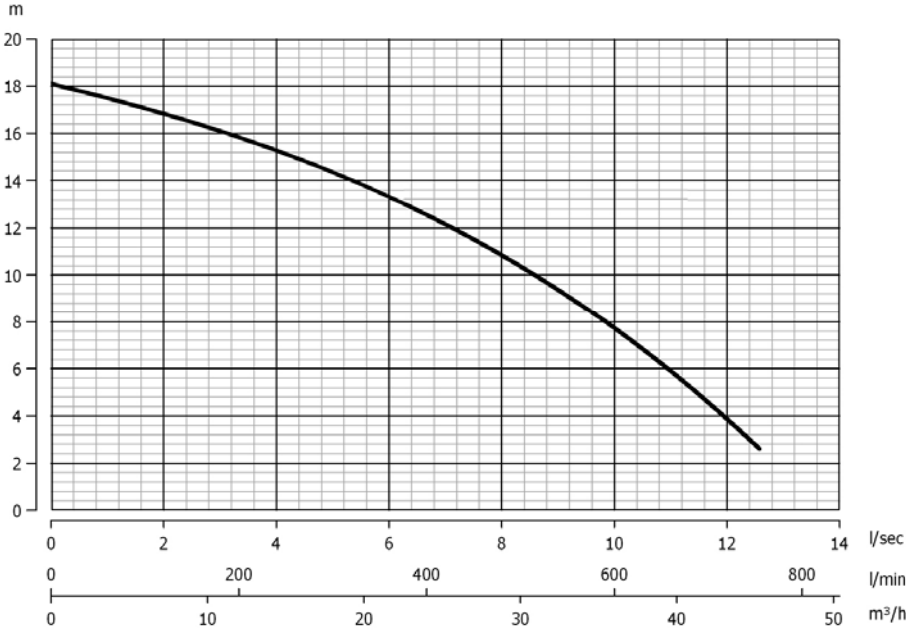



<h1>DRE 200/2/G50H AOCT-E</h1>	Hydraulic model: <b>"A"</b>	
	<b>ACTUAL OUTLINE</b>	<p><b>Hydraulic type:</b> Multi-channel open high performance impeller</p> <p><b>Power/poles:</b> 1,5 kW - 2 poles</p> <p><b>Outlet type:</b> 2" horizontal</p> <p><b>Explosion-proof:</b> Pump in NOT ex-proof version</p> <p><b>Free passage of solid bodies:</b> Strainer holes ( 10x20 mm)</p>

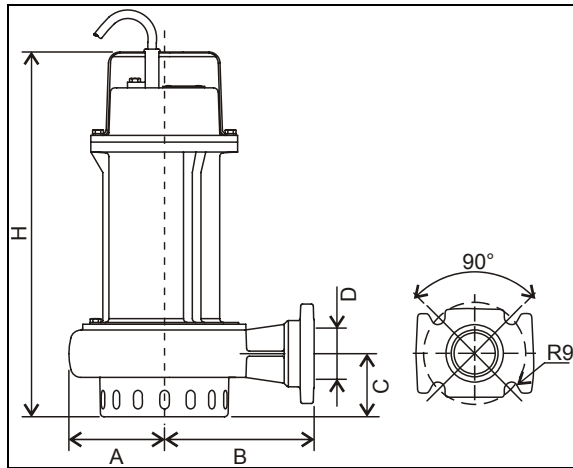
<b>ELECTRO-MECHANICAL UNIT</b>	Rated delivered power:	1,5 kW	Motor poles/revolutions:	2900 1/min – 2 poles	
	Rated absorbed power:	2,01 kW	Motor phases:	T - Three-phase	
	Rated absorbed current:	3,55 A	Service:	S1 submersible or w/sleeve	
	Starting current:	Not available	Motor protection:	IP 68	
	Starting torque:	Not available	Insulation class (ICL):	F	
	Rated Cos Ø:	0,82	Max. Starts per hour:	20	
	Rated motor performance:	75%	Standard cable type:	10 mt-H07RN-F 4G1	
	Detailed description of series:	Submersible pumps consisting of a EN-GJL-250 cast iron electromechanical unit intended for submersible operation with 1 mechanical seal and 1 lip seal conventionally installed. Explosion-proof version not available.			
	Standard mechanical seals	1 mechanical graphite alumina (NBR) seal and 1 lip seal			
	Lifting:	With handle on motor cover			
Ball bearings:	Upper and lower permanently lubricated ball bearings				
Winding type:	Induction motor with dry winding				
Impregnation type:	Doubly impregnated humidity-resistant winding				
Direction of rotation:	Clockwise seen from top of electric pump				
Data provided above refers to hydraulic tests carried out at: 400 Volt 50 Hz					

<b>MATERIALS</b>	<b>Mechanical unit:</b>	EN-GJL-250 cast iron	<b>Hyd. Unit, impeller:</b>	EN-GJL-250 cast iron
	<b>Shaft:</b>	X30Cr13 (AISI420) steel	<b>Bolts and Screws:</b>	INOX A2 steel
	<b>Seals (O-Ring):</b>	NBR-SBR rubber	<b>Grinder cutter:</b>	Not applicable
	<b>Cooling jacket:</b>	Not applicable	<b>Painting:</b>	Ecological epoxy vinyl

<b>LIMITS ON USE REFERENCE STANDARDS</b>	<b>Max. operating temp.:</b>	40 °C	<b>Max. sub. depth:</b>	20 m
	<b>Liquid PH:</b>	6 to 10	<b>Liquid density:</b>	1 kg/dm <sup>3</sup>
	<b>Viscosity of liquid:</b>	1 mm <sup>2</sup> /s	<b>Max. acoustic press.:</b>	< 70 dB dB
	<b>Reference standards:</b>			
<ul style="list-style-type: none"> <li>• EN 292-1; EN 292-2; CEI EN 60529; ISO 9906; CEI EN 60034-1.</li> <li>• CEI EN 60204; UNI ISO 6009; UNI EN 1561-1563; UNI EN 10098.</li> <li>• Low voltage directive 73/23/CEE.</li> <li>• Procedures specified by Zenit Europe s.r.l. Quality System, UNI EN ISO 9001 (ISO 9001) certified, DNV n. SQ 0660-IT certified.</li> <li>• Machines directive 89/392/CEE and successive amendments thereto (directives 91/368/CEE, 93/68/CEE), electromagnetic compatibility directive 89/336/CEE</li> </ul>				

<b>SYMBOLS</b>		Product complying with European standards in force Company Quality System complying with UNI ISO norm
----------------	---	--

<b>VARIANTS AVAILABLE</b>	<b>Electrical accessories</b>	
	<i>NAE</i>	No electrical accessories installed
	<i>T</i>	Thermistor
	<i>TRG</i>	Thermistor, relay and float
	<i>TR</i>	Thermistor and relay
	<b>Set of mechanical seals</b>	
	<i>ALM</i>	1 mechanical graphite alumina (NBR) seal and 1 lip seal
	<i>SICM</i>	1 mechanical silicon carbide (Viton) seal and 1 lip seal
	<b>Cooling system / mechanical seal flushing versions*</b>	
	<i>N</i>	No sleeve and/or seal flushing



A	B	C	D	H
mm	mm	mm	inch	mm
101	158	67	2	385

	<b>Mass:</b>	21 Kg
--	--------------	-------